

# JAMSHEDPUR NOTIFIED AREA COMMITTEE, JAMSHEDPUR


Balance Sheet as on 31st March 2022

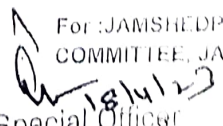
(All amount are in Indian Rupees)

Code No.	Description	Schedule No.	As on 31.03.2022	As on 31.03.2021
	<b>Liabilities</b>			
	<b>Reserves and Surplus</b>			
3-10	Municipal (General) Fund	B-1	(89,91,05,832.28)	(87,37,44,685.10)
3-11	Earmarked Funds	B-2	2,29,11,760.04	75,10,885.04
3-12	Reserves	B-3	1,23,91,65,102.57	1,18,13,31,940.40
	<b>Total Reserves &amp; Surplus</b>		<b>36,29,71,030.33</b>	<b>31,51,98,140.34</b>
3-20	Grants, Contributions for specific purposes	B-4	2,73,71,54,122.85	2,17,03,55,019.85
	<b>Loans</b>			
3-30	Secured loans	B-5	-	-
3-31	Unsecured loans	B-6	36,46,66,903.00	36,16,86,103.00
	<b>Total loans</b>		<b>36,46,66,903.00</b>	<b>36,16,86,103.00</b>
	<b>Current Liabilities &amp; Provisions</b>			
3-40	Deposits received	B-7	11,32,40,951.00	10,11,21,140.00
3-41	Deposit works	B-8	4,41,77,514.00	4,13,54,592.50
3-50	Other liabilities	B-9	14,26,93,778.64	11,60,24,726.46
3-60	Provisions	B-10	72,15,73,513.98	67,45,53,258.94
	<b>Total Current liabilities and Provisions</b>		<b>1,02,16,85,757.62</b>	<b>93,30,53,717.90</b>
	<b>TOTAL LIABILITIES</b>		<b>4,48,64,77,813.80</b>	<b>3,78,02,93,981.10</b>
	<b>Assets</b>			
	<b>Fixed Assets</b>	B-11		
4-10	Gross Block		2,42,64,64,595.00	2,21,08,41,628.00
4-11	Less: Accumulated Depreciation		1,05,72,84,641.13	89,82,32,908.92
	Net Block		1,36,91,79,953.87	1,31,26,08,719.08
4-12	Capital work-in-progress		24,17,53,195.00	21,05,39,275.00
	<b>Total Fixed Assets</b>		<b>1,61,09,33,148.87</b>	<b>1,52,31,47,994.08</b>
	<b>Investments</b>			
4-20	Investment - General Fund	B-12	32,98,43,559.53	37,19,89,195.53
4-21	Investment - Other Funds	B-13	-	-
	<b>Total Investments</b>		<b>32,98,43,559.53</b>	<b>37,19,89,195.53</b>
	<b>Current assets, loans &amp; advances</b>			
4-30	Stock in hand (Inventories)	B-14	17,43,350.00	17,43,350.00
	<b>Sundry Debtors (Receivables)</b>	B-15		
4-31	Gross amount outstanding		21,18,380.00	15,26,710.00
4-32	Less: Accumulated provision against bad and doubtful receivables		-	-
	Net amount outstanding		21,18,380.00	15,26,710.00
4-40	Prepaid expenses	B-16	-	-
4-50	Cash and Bank Balances	B-17	2,51,54,58,830.90	1,86,39,01,627.99
4-60	Loans, advances and deposits	B-18	1,06,42,192.67	34,17,874.67
4-61	Less: Accumulated provision against loans		-	-
	Net amount outstanding		-	-
	<b>Total Current Assets, Loans &amp; Advances</b>		<b>2,52,99,62,753.57</b>	<b>1,87,05,89,562.66</b>
4-70	Other Assets	B-19	1,57,38,351.83	1,45,67,228.83
4-80	Miscellaneous Expenditure (to the extent not	B-20	-	-
	<b>TOTAL ASSETS</b>		<b>4,48,64,77,813.80</b>	<b>3,78,02,93,981.10</b>

Notes to Balance Sheet

B-21A

  
 15/04/2023  
**BARITA KUMARI**  
 MF & AJC Specialist  
 JNAC

For : JAMSHEDPUR NOTIFIED AREA  
 COMMITTEE, JAMSHEDPUR  
  
 Special Officer  
 Jamshedpur Notified Area Committee  
 Jamshedpur  
 15/04/23




**JAMSHEDPUR NOTIFIED AREA COMMITTEE, JAMSHEDPUR**  
Balance Sheet as on 31st March 2022

*(All amount are in Indian Rupees)*

Code No.	Description	Schedule No.	As on 31.03.2022	As on 31.03.2021
	<b>Liabilities</b>			
	<b>Reserves and Surplus</b>			
3-10	Municipal (General) Fund			
3-11	Earmarked Funds	B-1	(89,91,05,832.28)	(87,37,44,885.10)
3-12	Reserves	B-2	2,29,11,760.04	76,10,885.04
	<b>Total Reserves &amp; Surplus</b>	B-3	1,23,91,65,102.57	1,18,13,31,940.40
3-20	Grants, Contributions for specific purposes		36,29,71,030.33	31,51,98,140.34
	<b>Loans</b>			
3-30	Secured loans	B-4	2,73,71,54,122.85	2,17,03,59,019.85
3-31	Unsecured loans	B-5	-	-
	<b>Total loans</b>	B-6	36,46,66,903.00	36,16,86,103.00
	<b>Current Liabilities &amp; Provisions</b>			
3-40	Deposits received	B-7	11,32,40,951.00	10,11,21,140.00
3-41	Deposit works	B-8	4,41,77,514.00	4,13,54,592.50
3-50	Other liabilities	B-9	14,26,93,778.64	11,60,24,726.46
3-60	Provisions	B-10	72,15,73,513.98	67,45,53,258.94
	<b>Total Current liabilities and Provisions</b>		1,02,16,85,757.62	93,30,53,717.90
	<b>TOTAL LIABILITIES</b>		4,48,64,77,813.80	3,78,02,93,981.10
	<b>Assets</b>			
	<b>Fixed Assets</b>	B-11		
4-10	Gross Block		2,42,64,64,595.00	2,21,08,41,628.00
4-11	Less: Accumulated Depreciation		1,05,72,84,641.13	89,82,32,908.92
	<b>Net Block</b>		1,36,91,79,953.87	1,31,26,08,719.08
4-12	Capital work-in-progress		24,17,53,195.00	21,05,39,275.00
	<b>Total Fixed Assets</b>		1,61,09,33,148.87	1,52,31,47,994.08
	<b>Investments</b>			
4-20	Investment - General Fund	B-12	32,98,43,559.53	37,19,89,195.53
4-21	Investment - Other Funds	B-13	-	-
	<b>Total Investments</b>		32,98,43,559.53	37,19,89,195.53
	<b>Current assets, loans &amp; advances</b>			
4-30	Stock in hand (Inventories)	B-14	17,43,350.00	17,43,350.00
	<b>Sundry Debtors (Receivables)</b>	B-15		
4-31	Gross amount outstanding		21,18,380.00	15,26,710.00
4-32	Less: Accumulated provision against bad and doubtful receivables		-	-
	<b>Net amount outstanding</b>		21,18,380.00	15,26,710.00
4-40	Prepaid expenses	B-16	-	-
4-50	Cash and Bank Balances	B-17	2,51,54,58,830.90	1,86,39,01,627.99
4-60	Loans, advances and deposits	B-18	1,06,42,192.67	34,17,874.67
4-61	Less: Accumulated provision against loans		-	-
	<b>Net amount outstanding</b>		2,52,99,62,753.57	1,87,05,89,562.66
	<b>Total Current Assets, Loans &amp; Advances</b>		1,57,38,351.83	1,45,67,228.83
4-70	Other Assets	B-19	-	-
4-80	Miscellaneous Expenditure (to the extent not written off)	B-20	-	-
	<b>TOTAL ASSETS</b>		4,48,64,77,813.80	3,78,02,93,981.10

B-21A

Notes to Balance Sheet

  
 Special Officer  
 JAMSHEDPUR NOTIFIED AREA  
 COMMITTEE, JAMSHEDPUR  
 Jamshedpur Notified Area Committee  
 Jamshedpur  
 20/08/22

JAMSHEDPUR NOTIFIED AREA COMMITTEE

BALANCE SHEET AS ON 31/03/2020

Code	Description	Sch. No.	As on 31.03.2020	As on 31.03.2019
<b>CAPITAL &amp; LIABILITIES</b>				
<b>Capital, Reserves &amp; Surplus</b>				
3-10	Municipal General Funds	B-1	(84,36,17,400.00)	(71,71,30,000.00)
3-11	Earmarked Funds	B-2	1,05,190.00	1,12,000.00
3-12	Reserve Funds	B-3	1,19,72,14,359.15	10,21,67,434.15
	<b>Total Capital, Reserves &amp; Surplus</b>		<b>1,40,16,04,949.15</b>	<b>1,83,63,434.15</b>
3-20	Grants, Contribution for Specific Purposes	B-4	99,40,15,834.00	1,07,10,73,170.00
<b>Loans &amp; Advances</b>				
3-30	Secured Loans	B-5		
3-31	Unsecured Loans	B-6	16,15,98,103.00	15,74,98,103.00
	<b>Total Loans &amp; Advances</b>		<b>16,15,98,103.00</b>	<b>15,74,98,103.00</b>
<b>Current Liabilities &amp; Provisions</b>				
3-40	Deposits Received	B-7	12,36,76,217.00	9,76,33,767.00
3-41	Deposit Works	B-8	3,34,34,408.50	4,13,08,498.50
3-50	Other Liability	B-9	8,84,31,789.04	7,24,59,361.61
3-60	Provisions	B-10	62,75,34,065.94	58,08,34,371.40
	<b>Total Current Liabilities &amp; Provisions</b>		<b>87,30,76,480.48</b>	<b>78,72,31,198.51</b>
	<b>TOTAL LIABILITIES</b>		<b>2,57,34,42,555.90</b>	<b>2,34,84,04,467.02</b>
<b>ASSETS &amp; PROPERTIES</b>				
<b>Fixed Assets</b>				
4-10	Gross Block	B-11	2,04,80,90,199.00	1,71,36,26,863.00
4-11	Less: Accumulated Depreciation		73,12,27,002.20	61,71,69,780.20
	<b>Net Block</b>		<b>1,31,68,63,196.80</b>	<b>1,09,64,57,082.80</b>
4-12	Capital Work-in-Progress		21,16,07,403.00	14,32,15,801.00
	<b>Total Fixed Assets</b>		<b>1,52,84,70,599.80</b>	<b>1,23,96,72,883.80</b>
<b>Investments</b>				
4-20	Investment - General Funds	B-12	35,17,80,565.20	34,97,46,919.47
4-21	Investment - Other Funds	B-13		
	<b>Total Investments</b>		<b>35,17,80,565.20</b>	<b>34,97,46,919.47</b>
<b>Current Assets, Loans &amp; Advances</b>				
4-30	Stock in Hand (Inventories)	B-14	17,43,350.00	17,43,350.00
<b>Sundry Debtors</b>				
4-31	Gross Amount Outstanding	B-15	15,26,710.00	
4-32	Less: Accumulated Provisions against Bad and Doubtful Receivables			
	<b>Net Amount Outstanding</b>		<b>15,26,710.00</b>	
4-40	Prepaid Expenses	B-16		
4-50	Cash & Bank Balances	B-17	60,87,52,685.40	70,30,96,370.24
4-60	Loans, Advances and Deposits	B-18	60,01,416.67	4,11,64,231.67
4-61	Less: Accumulated Provisions against Loans			
	<b>Net Amount Outstanding</b>		<b>60,01,416.67</b>	<b>4,11,64,231.67</b>
	<b>Total Current Assets, Loans &amp; Advances</b>		<b>67,86,24,102.07</b>	<b>74,45,47,951.91</b>
4-70	Other Assets	B-19	1,43,67,226.83	1,19,41,337.22
4-80	Miscellaneous Expenditure (to the extent not Written Off)	B-20		
	<b>TOTAL ASSETS</b>		<b>2,57,34,42,555.90</b>	<b>2,34,84,04,467.02</b>

Figures are checked  
tally & found OK



JAMSHEDPUR NOTIFIED AREA COMMITTEE, JAMSHEDPUR  
 Municipal Office, Jamshedpur  
 Telephone: 2222222

**JAMSHEDPUR NOTIFIED AREA COMMITTEE**


**BALANCE SHEET AS ON 31st March 2021**

Code	Description	Sch. No	As on 31.03.2021	As on 31.03.2020
<b>CAPITAL &amp; LIABILITIES</b>				
<b>Capital, Reserves &amp; Surplus</b>				
3-10	Municipal General Funds			
3-11	Earmarked Funds	D-1	(87,37,44,685.10)	(84,30,17,400.60)
3-12	Reserve Funds	D-2	7,61,183.04	4,05,189.04
		D-3	1,18,13,31,940.40	1,18,72,16,358.12
	<b>Total Capital, Reserves &amp; Surplus</b>		<b>30,83,48,440.34</b>	<b>34,46,04,137.56</b>
3-20	Grants, Contribution for Specific Purposes	D-4	2,17,03,56,019.86	99,40,75,834.86
<b>Loans &amp; Advances</b>				
3-30	Secured Loans	D-5		
3-31	Unsecured Loans	D-6	36,16,86,103.00	36,16,86,103.00
	<b>Total Loans &amp; Advances</b>		<b>36,16,86,103.00</b>	<b>36,16,86,103.00</b>
<b>Current Liabilities &amp; Provisions</b>				
3-40	Deposits Received	D-7	10,11,21,140.00	12,36,76,217.00
3-41	Deposit Works	D-8	4,13,54,592.50	3,34,34,408.50
3-50	Other Liability	D-9	12,28,74,426.46	8,84,31,789.04
3-60	Provisions	D-10	67,45,53,258.94	62,75,34,065.94
	<b>Total Current Liabilities &amp; Provisions</b>		<b>93,99,03,417.90</b>	<b>87,30,76,480.48</b>
	<b>TOTAL LIABILITIES</b>		<b>3,78,02,93,981.10</b>	<b>2,57,34,42,555.90</b>

Code	Description	Sch. No	As on 31.03.2021	As on 31.03.2020
<b>ASSETS &amp; PROPERTIES</b>				
<b>Fixed Assets</b>				
4-10	Gross Block	B-11	2,21,08,41,628.00	2,04,80,90,199.00
4-11	Less : Accumulated Depreciation		89,82,32,908.92	73,12,27,002.20
	Net Block		1,31,26,08,719.08	1,31,68,63,196.80
4-12	Capital Work-in-Progress		21,05,39,275.00	21,16,07,403.00
	<b>Total Fixed Assets</b>		<b>1,52,31,47,994.08</b>	<b>1,52,84,70,599.80</b>
<b>Investments</b>				
4-20	Investment - General Funds	B-12	37,19,89,195.53	35,17,80,565.20
4-21	Investment - Other Funds	B-13		
	<b>Total Investments</b>		<b>37,19,89,195.53</b>	<b>35,17,80,565.20</b>
<b>Current Assets, Loans &amp; Advances</b>				
4-30	Stock in Hand (Inventories)	B-14	17,43,350.00	17,43,350.00
<b>Sundry Debtors</b>				
4-31	Gross Amount Outstanding	B-15	15,26,710.00	15,26,710.00
4-32	Less : Accumulated Provisions against Bad and Doubtful Receivables			
	<b>Net Amount Outstanding</b>		<b>15,26,710.00</b>	<b>15,26,710.00</b>
4-40	Prepaid Expenses	B-16		
4-50	Cash & Bank Balances	B-17	1,86,39,01,627.99	66,87,52,685.40
4-60	Loans, Advances and Deposits	B-18	34,17,874.67	66,01,416.67
4-61	Less : Accumulated Provisions against Loans			
	<b>Net Amount Outstanding</b>		<b>34,17,874.67</b>	<b>66,01,416.67</b>
	<b>Total Current Assets, Loans &amp; Advances</b>		<b>1,87,05,89,562.66</b>	<b>67,86,24,162.07</b>
4-70	Other Assets	B-19	1,45,67,228.83	1,45,67,228.83
4-80	Miscellaneous Expenditure (to the extent not Written Off)	B-20		
	<b>TOTAL ASSETS</b>		<b>3,78,02,93,981.10</b>	<b>2,57,34,42,555.90</b>

**JAMSHEDPUR NOTIFIED AREA COMMITTEE, JAMSHEDPUR**

Name & Signature  
Date:

  
 Special Officer  
 Jamshedpur Notified Area Committee  
 Jamshedpur

